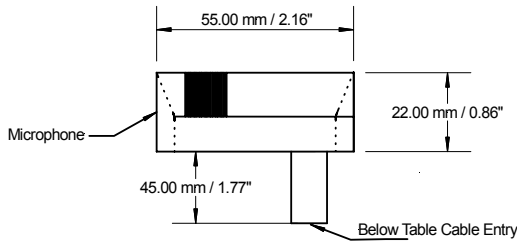


CS 1-RF

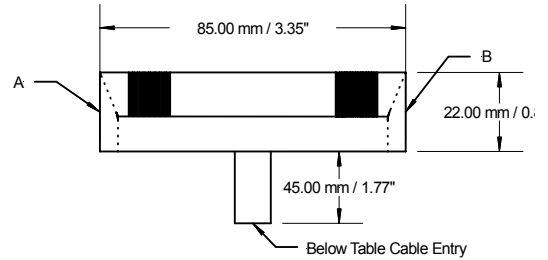


Polar pattern: half cardioid

Wiring Configuration:

- Red wire phase +
- White wire phase -
- Screen Ground

CS 2-RF



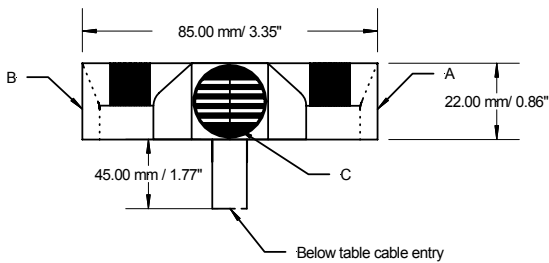
Polar pattern: half cardioid

Wiring Configuration:

- Mic A Red Phase +
Black Phase -
- Mic B Yellow Phase +
White Phase -

Ground Common for both microphones

CS 3-RF



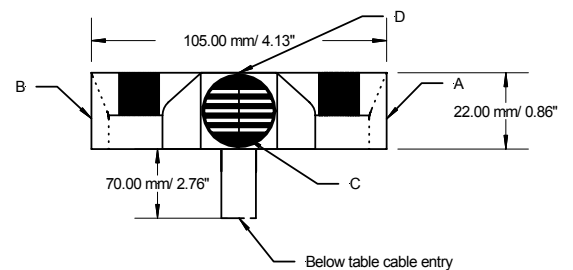
Polar pattern: half cardioid

Wiring Configuration:

- Mic A Red Phase +
Black Phase -
- Mic B Yellow Phase +
White Phase -
- Mic C Green Phase +
Blue Phase -

Ground Common for all microphones

CS 4-RF



Polar pattern: half cardioid

Wiring Configuration:

- Mic A + Blue
- White
Screen
- Mic B + Brown
- White
Screen
- Mic C + Green
- White
Screen
- Mic D + Orange
- White
Screen

Ground Common for all microphones