

4-Port HDMI Switch

SW-H00401-0B

User Manual

◀ V1.0 ▶



www.green-box.com.tw

Certifications

FCC

This equipment has been tested and found to comply with Part 15 of the FCC Rules.

Operation is subject to the following two conditions:

- (1) This device may not cause harmful interference
- (2) This device must accept any interference received, including interference that may cause undesired operation.

CE

This equipment is in compliance with the requirements of the following regulations: EN 55022: CLASS B

RoHS

All contents of this package, including products, packing materials and documentation comply with RoHS.



Authorized Test Center (ATC)

The HDMI Founders have established Authorized Testing Centers (ATC) where licensed manufacturers can submit their products for compliance testing.



There are five categories of device testing:

- Source Devices DVD Players, Cable STBs, Satellite STBs
- Sink Devices HDTVs, Plasma TVs, LCD TVs, Projectors
- Repeater Devices Home Theater Receivers
- Cable Assemblies
- Physical TMDS parameters, DDC, CEC

© 2008 by Green-Box

Green-Box Technology Co. Ltd. reserves the right to make changes in the hardware, packaging, and any accompanying documentation without prior written notice.

No part of this document may be reproduced or transmitted in any form or by any means, electronic, mechanical, photocopying, recording, or otherwise, without prior written permission of Green-Box Technology Co. Ltd.

1. Product introduction

The Databay SW-H00401 High-Definition Multimedia Interface (HDMI) Switch is a compact audio/video connector interface for transmitting uncompressed digital streams.

This 4 to 1 HDMI Switch swaps HDMI signal between four different sources to one display device with an ease of pressing remote control button. This device is especially designed for advanced home theatres, conference rooms and retail stores, allowing connections from DVD player, advanced game consoles, satellite receivers, digital boxes, Blue-ray player, PCs... and much more.

■ Package Contents

The HDMI Switch package consists of followings items:

1. 1x 4-Port HDMI Switch
2. 1x User's manual
3. 1x DC Power Adapter (DC 5V / 1A) [OPTIONAL]
4. 1x IR Remote Control

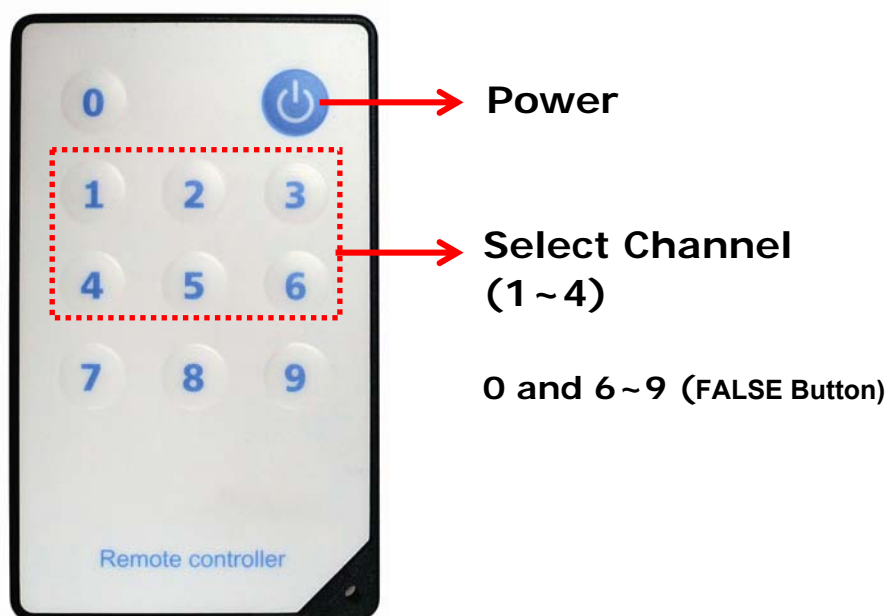
■ Product Photos



2. Product Features


- Conform to HDMI 1.3 specifications
- Fully HDCP 1.1 compliant
- **Already got HDMI Authorized Testing Centers (ATC) certificate**
- Compatible to all HDMI equipped devices, HDCP-enable HDTV devices
- Four HDMI sources using one High Definition Display (eg. HDTV)
- Using push button or remote control to switch display device port between HDMI sources
- The cable length from input device to this switch box plus this switch box to output device is maximum 30 meters
- Ideal for home theatre integration
- Infrared remote control for easy switching
- Supports high resolution input:
PC: VGA, SVGA, VGA, SXGA and UXGA
HDTV: 480i, 576i, 480p, 576p, 1080i and 1080p

3. Remote Controller



The range of using IR Remote Controller is under 10m.

4. Panel Description



- 1 Power LED
- 2 Channel LED
- 3 Select Function
- 4 IR LED (Remote Control)
- 5 Power Supply (DC 5V 1A)
- 6 Output Channel
- 7 Source Input

5. Hardware Installation

The following guide is intended to assist users to solve install SW-H00401 HDMI Switch.

Step 1 :

Before installation, please make sure all of devices have been turned off.

Step 2 :

Connect HDMI four different sources to HDMI Switch input port, using HDMI cable

Step 3 :

Using one HDMI cables to display devices from the output port of the Switch

Step 4 :

The LED line on the machine will turns Blue.

Step 5 :

Power on all of equipment and monitor

*When the source or panel needs more power, please use power adapter.

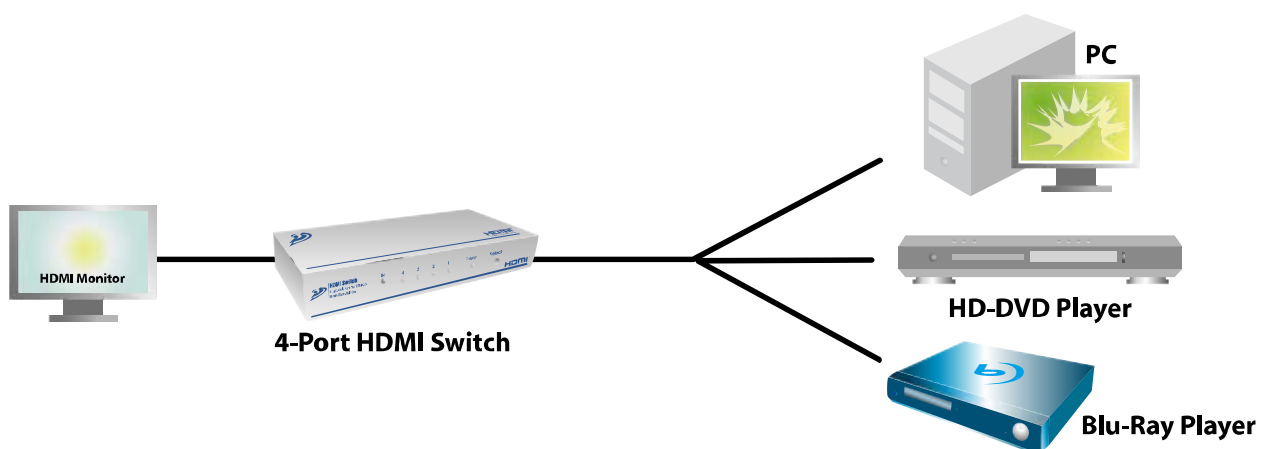
Step 6 :

Using IR remote controller to select function

Step 7 :

Press and hold push button over 3 seconds to turn HDMI Switch ON or OFF.

Operation schema



6. Specifications

Model Name	4-Port HDMI Switch
Model No.	SW-H00401-0B
HDMI source input port	4
HDMI display device output Port	1
HDMI source port connector (Female)	HDMI 19-pin Type A
Display Device Port Connector (Female)	HDMI 19-pin Type A
Display device selection	Push Button, IR Remote Control
Device Port LED	4
Power LED	1
Video Bandwidth(bps)	2.25G single link
EDID emulation	Yes
Single Link Range	1920x1080P @60HZ, UXGA
Vertical Frequency Range	60Hz
Maximum Total Cable Length (meters)	30M
Power Supply	DC 5V, 1A [OPTIONAL]
Operation Temperature	0~50°C
Storage Temperature	-20~60°C
Emission	CE, FCC, C-Tick
Enclosure	Metal
Dimension (mm)	149x64x23 mm
Weight (g)	220

* **Note:** The total cable length from HDMI source to the switch and to display device

7. Remarks

- I. Please read this operation manual carefully before installing the system.
- II. Please use high quality HDMI cable for optimum results.
- III. To prevent potential power damage do not use 2-wire extension cords. Ensure DC outlets at PCs and displays are on the same phase and have correct and common grounding.
- IV. Limited Warranty:
 - (1) In no events shall the vendor's liability for direct or indirect, special, incidental or consequential damages, loss of profit, loss of business, or financial loss which may be caused by the use of the product exceeds the price paid for the product.
 - (2) The vendor makes no warranty or representation, expressed or implied with respect to the contents or use of this documentation, and especially disclaims its quality, performance, merchantability, or fitness for any particular purpose.
 - (3) The vendor also reserves the right to revise or update the product or documentation without obligation to notify any user of such revisions or updates. For further information please contact your vendor.

8. Notice

1. All other company or product names mentioned herein are trademarks or registered trademarks of their respective companies.
 2. Specifications are subject to change without notice.
 3. Please read user manual carefully before operating the device
 4. Please use the power adaptor accompanied with this product. Warranty does not cover for damages caused by pairing other power adaptor
 5. Please check all connecting devices are properly grounded to avoid electric failure
 6. This product has limited warranty for one year from defects in material and workmanship. Items that are physically damaged, misused, tempered with or altered are void of warranty. For further details please contact your distributor. In case warranty sticker is damaged or missing, warranty is void. For further details please contact your distributor.
-